




VW AMAROK



RUGGED LINER LINE OF PRODUCTS



VW AMAROK SINGLE CAB OVER RAIL BEDLINER



Optional Access to 12V plug and Tie-downs



**OPTIONAL RUBBER PLUGS
TO COVER REAR TIE-DOWN AND 12v HOLES**



VW AMAROK SINGLE CAB OVER RAIL BEDLINER



Rail Protection




Tailgate rail Protection





VW AMAROK Double Cab OVER RAIL BEDLINER

Rail Protection






VW AMAROK Double Cab OVER RAIL BEDLINER



Access to 12V plug and Tie-downs

Access to Front Tie-downs



**OPTIONAL INSTALLATION KIT LIK 34
TO COVER REAR TIE-DOWN AND 12v HOLES**


- 2 pc. 2x4 Rubber Oval Plug
- 1 pc. 2 1/2" Rubber Plug



VW AMAROK Double Cab OVER RAIL BEDLINER



Tailgate with 5 attachment points
using factory screws





AMAROK DOUBLE CAB UNDER RAIL BEDLINER






AMAROK DOUBLE CAB UNDER RAIL BEDLINER



Front logo can be replaced with
your personalized company logo

Tailgate with 5 attachment points
using factory screws






AMAROK DOUBLE CAB UNDER RAIL BEDLINER



Access to Front Tie-downs



Access to Side
Tie-downs





VW AMAROK HARD FOLDING TONNEAU COVER



Features and Benefits

- Easy on or off in less than six minutes
- Small assembly and drilling required
- Completely assembled in the box - no loose parts
- Drive with the cover in the open or closed position
- Sleek appearance improves gas mileage
- Can be combined with Rugged Liner Under Rail Bedliner



VW AMAROK DOUBLE CAB RUGGED COVER VINYL FOLDING





VW AMAROK

DOUBLE CAB

RUGGED COVER VINYL FOLDING

Features and Benefits

- Easy on or off in less than three minutes
- Completely assembled in the box - no loose parts
- Drive with the cover in the open or closed position
- Tailgate lock can provide additional security
- Sleek appearance improves gas mileage
- Safety strap included
- Can be combined with Rugged Liner Under Rail Bedliner





VW AMAROK

DOUBLE CAB RUGGED COVER

VINYL FOLDING



Installation is simple, quick, and easy

Small assembly and drilling required

1. Place the cover on front of truck bed
2. Secure front clamps
3. Attach safety straps
4. Attach Rear Bracket to Rear Rail inner Lip
5. Undo both clips so cover can be unfolded
6. Unfold first section
7. Unfold second section
8. Cover is laying down flat
9. Secure rear clamps for a tight fit





VW AMAROK DOUBLE CAB RUGGED COVER VINYL FOLDING

Safety straps



Front Clamps



Rear Clamps
and Brackets